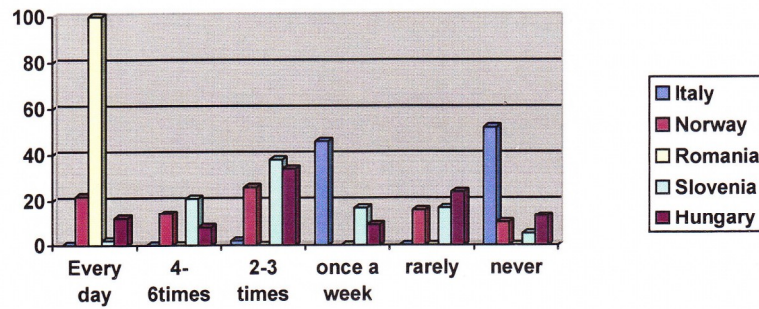


QUESTIONNAIRE Results

2007/'08	Boy	Girl	Age
Italy	44%	56%	6-15years
Norway	51%	49%	13-15 years
Romania	53%	47%	10-17 years
Slovenia	60%	40%	7-20 years
Hungary	51%	49%	11-16 years

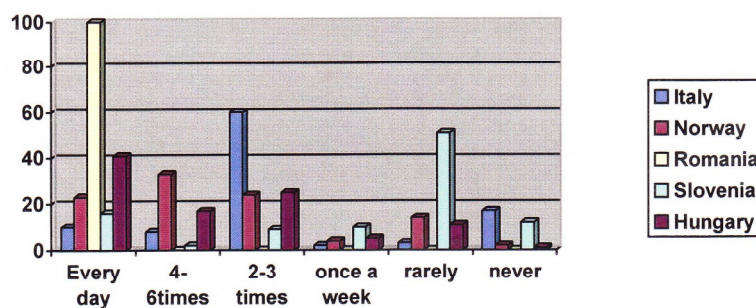
- 1) How often do you take part in physical activities at school (not included the p.e. lessons)

	%			
Every day	/	22	100	2 12
4-6 times a week	/	14	/	21 8
2-3 times a week	2	26	/	38 34
Once a week	46	12	/	17 9
Rarely	/	16	/	17 24
Never	52	10	/	5 13



2) How often do you take part in physical activities in your spare time?

	%				
Every day	10	23	100	16	41
4-6 times a week	8	33	/	2	17
2-3 times a week	60	24	/	9	25
Once a week	2	4	/	10	5
Rarely	3	14	/	51	11
Never	17	2	/	12	1



3) If you take part in physical activities during the school day (not included the p.e.lessons), what kind of activities do you join?

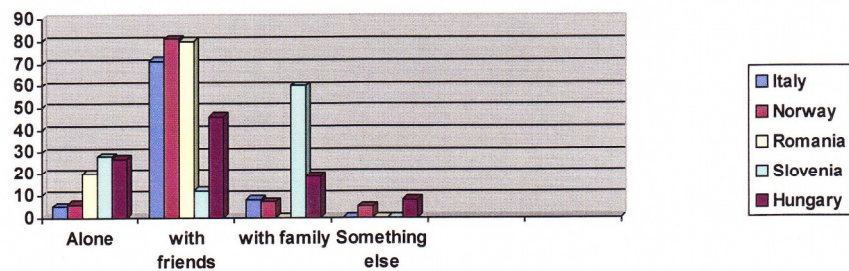
	%				
Football	/	48	60	/	19
Volleyball	/	28	5	/	3
Basketball	/	28	/	/	18
Handball	/	/	/	/	11
Dancing	23	3	/	/	13
Biking	/	22	15	/	13
Table tennis	/	17	/	/	3
Something else	24	57	20	/	21

4) If you take part in physical activities during your spare time, what kind of activities do you join?

	%			
Football	35	36	40	14
Volleyball	15	20	5	3
Basketball	5	11	/	10
Handball	/	17	/	5
Dancing	15	5	15	8
Biking	4	27	15	21
Table tennis	0,5	3	/	5
Swimming	13	17	5	7
Horseriding	2	7	10	3
Skiing	0,5	35	/	2
Skating	1	/	/	5
Athletics	0,5	5	/	1
Gymnastics	8	7	10	5
Combat sport	5	2	/	2
Something else	5	46	/	9

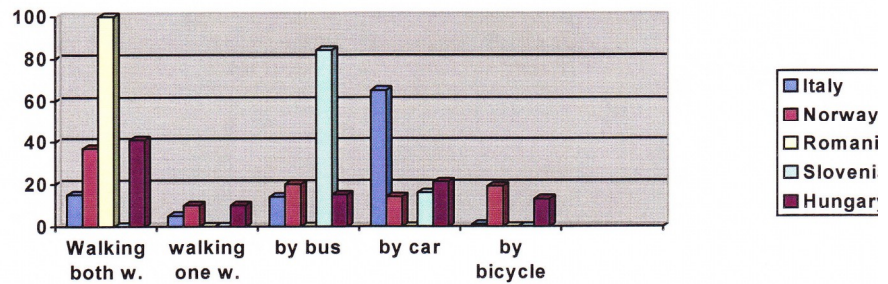
5) In what way do you mostly participate in physical activities in your spare time?

	%				
Alone	5	6	20	28	27
With friends	71	81	80	12	46
With family	8	7	/	60	19
Something else	/	5	/	/	8



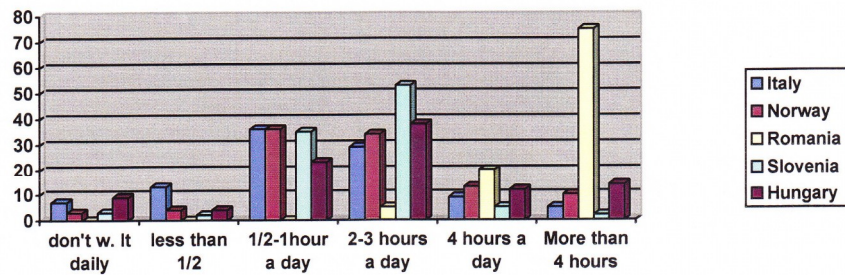
6) How do you usually come to school?

	%				
By walking both ways	15	37	100	/	41
By walking one way	5	10	/	/	10
By bus	14	20	/	84	15
By car	65	14	/	16	21
By bicycle	1	19	/	/	13



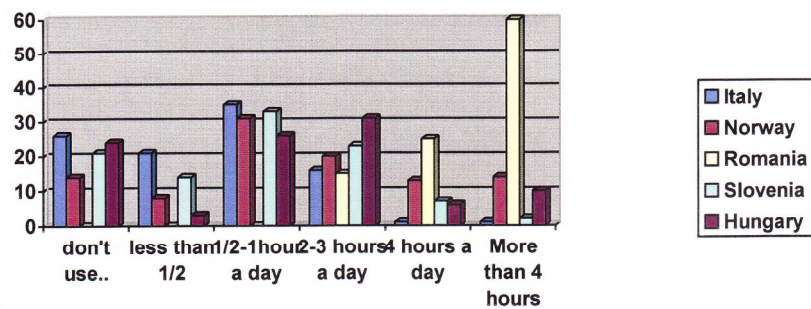
7) How much time do you daily (average) spend in your spare time on watching TV, video, DVD?

Don't watch it daily	7	3	/	3	9
Less than $\frac{1}{2}$ hour a day	13	4	/	2	4
$\frac{1}{2}$ - 1 hour a day	36	36	/	35	23
2-3 hours a day	29	34	5	53	38
4 hours a day	9	13	20	5	12
More than 4 hours a day	5	10	75	2	14



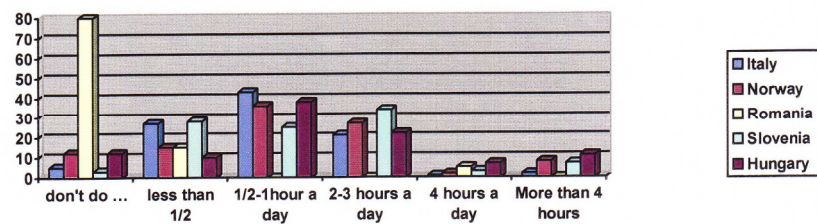
8) How much time do you daily (average) spend in your spare time on computer and computer games?

	%				
Don't use it daily	26	14	/	21	24
Less than $\frac{1}{2}$ hour a day	21	8	/	14	3
$\frac{1}{2}$ - 1 hour a day	35	31	/	33	26
2-3 hours a day	16	20	15	23	31
4 hours a day	1	13	25	7	6
More than 4 hours a day	1	14	60	2	10




9) How much time do you daily (average) spend in your spare time in drawing, reading or listening to music?

	%				
Don't do it daily	5	12	80	3	12
Less than $\frac{1}{2}$ hour a day	27	15	15	28	10
$\frac{1}{2}$ - 1 hour a day	43	36	/	25	38
2-3 hours a day	21	27	/	34	22
4 hours a day	1	2	5	3	7
More than 4 hours a day	2	8	/	7	11



10) How much time do you daily (average) spend in playing a musical instrument?

	%				
Don't do it daily	60	81	90	91	71
Less than $\frac{1}{2}$ hour a day	3	6	10	5	10
$\frac{1}{2}$ - 1 hour a day	14	7	/	2	13
2-3 hours a day	15	4	/	2	3
4 hours a day	1	2	/	/	1
More than 4 hours a day	/	/	/	/	2



11) How much time do you daily (average) spend in doing your home work?

	%				
Don't do it daily	/	25	/	14	4
Less than $\frac{1}{2}$ hour a day	1	14	15	12	9
$\frac{1}{2}$ - 1 hour a day	36	42	15	58	45
2-3 hours a day	54	17	60	16	36
4 hours a day	5	2	10	/	3
More than 4 hours a day	/	/	/	/	3

