

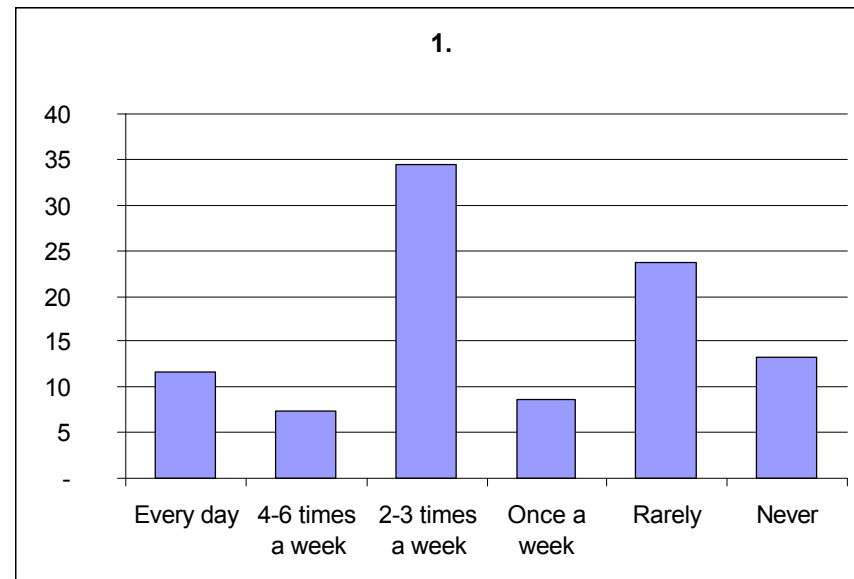
QUESTIONNAIRE

Boy: 118 Girl: 115

Age: 11years-47, 12years-65, 13years-51 14years-53, 15years-13, 16years-1

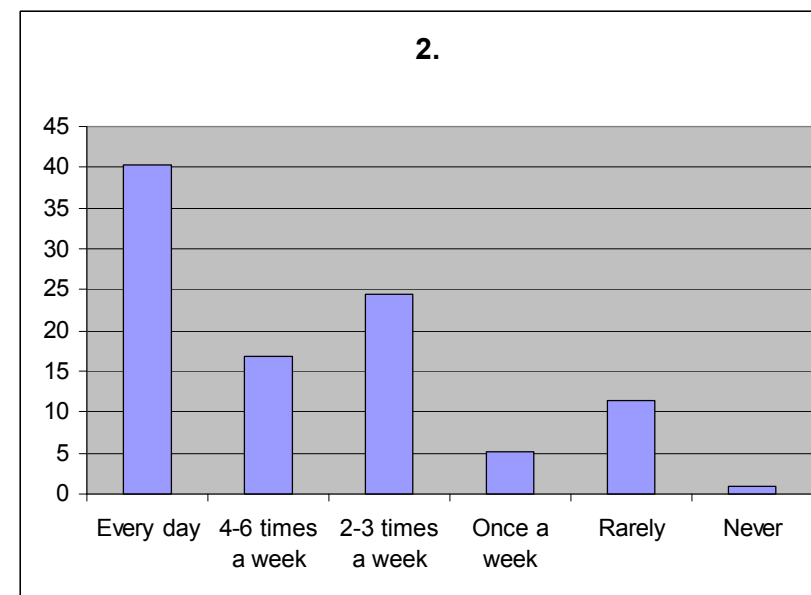
1. How often do you take part in physical activities at school (not included the p.e.lessons)

Every day	11,61 %
4-6 times a week	7,31 %
2-3 times a week	34,4 %
Once a week	8,6 %
Rarely	23,65 %
Never	13,33 %



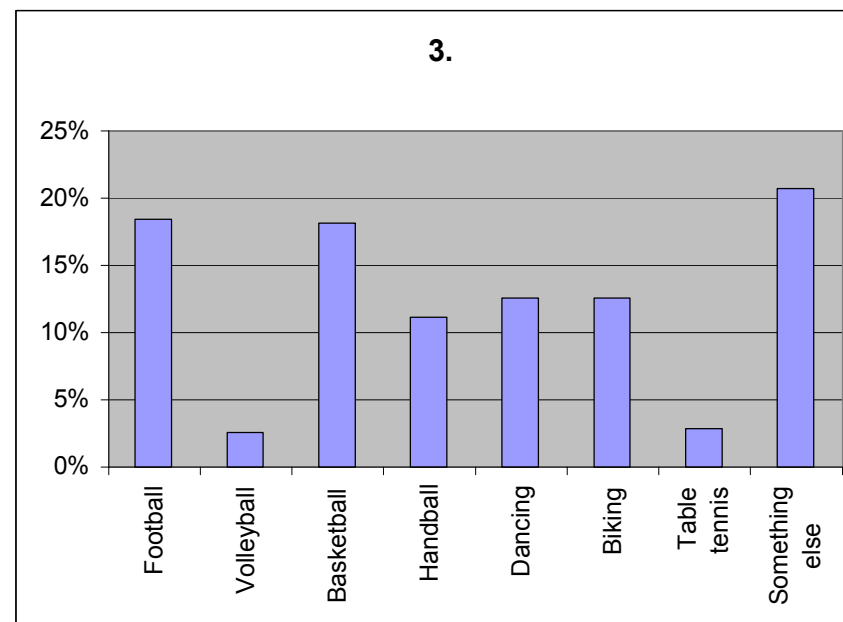
2. How often do you take part in physical activities in your spare time?

Every day	40,32%
4-6 times a week	16,8%
2-3 times a week	24,36%
Once a week	5,04%
Rarely	11,34%
Never	0,84%



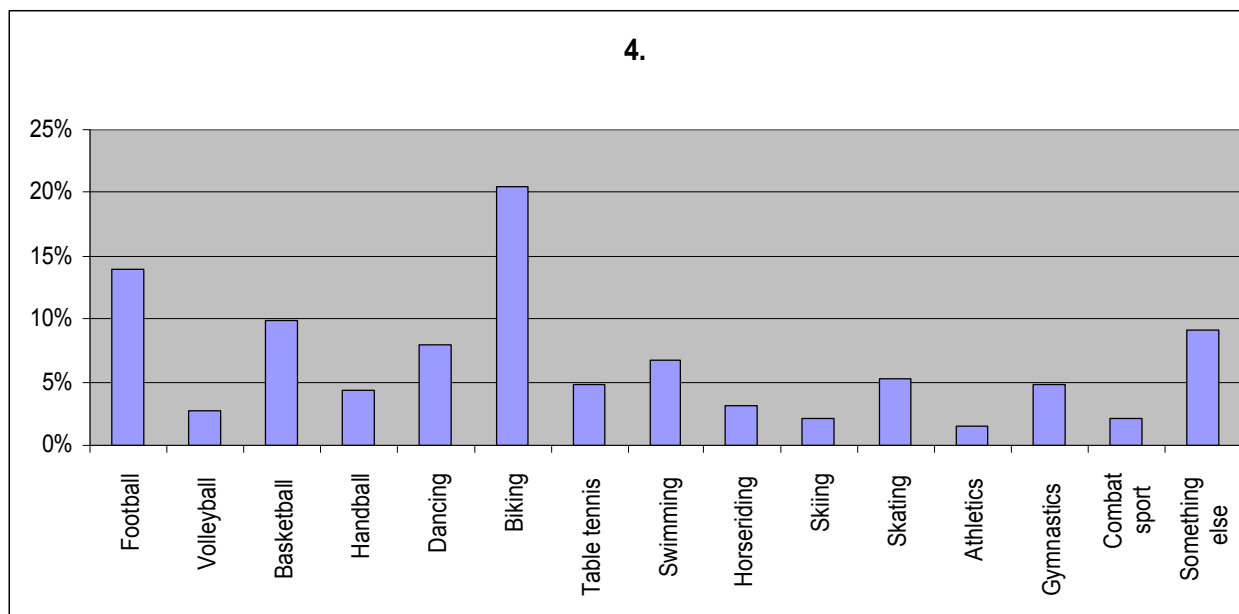
3. If you take part in physical activities during the schoolday (not included the p.e.lessons), what kind of activities do you join?

Football	18,48%
Volleyball	2,52%
Basketball	18,2%
Handball	11,2%
Dancing	12,6%
Biking	12,6%
Table tennis	2,8%
Something else	20,72%



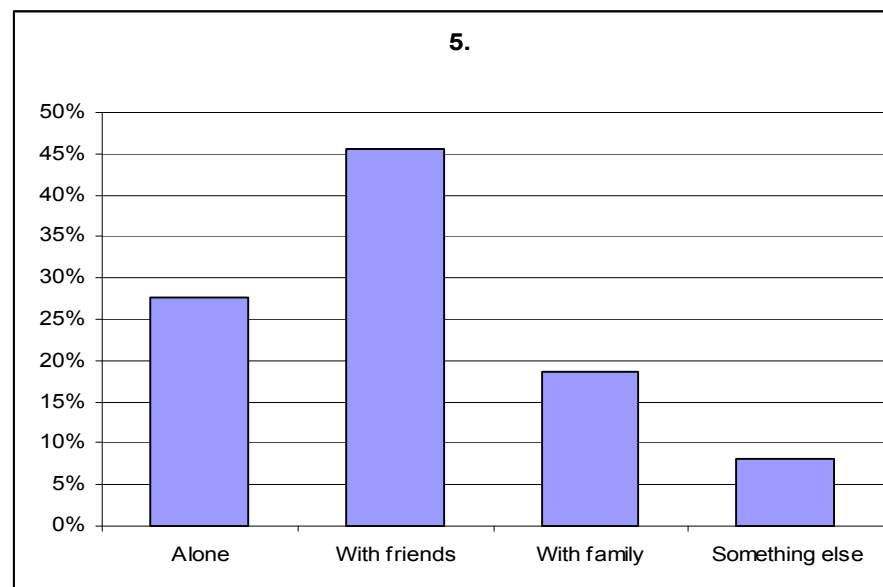
4. If you take part in physical activities during your spare time, what kind of activities do you join?

Football	13,91%
Volleyball	2,73%
Basketball	9,88%
Handball	4,29%
Dancing	7,93%
Biking	20,54%
Table tennis	4,81%
Swimming	6,76%
Horseriding	3,12%
Skiing	2,08%
Skating	5,2%
Athletics	1,43%
Gymnastics	4,81%
Combat sport	2,08%
Something else	9,1%



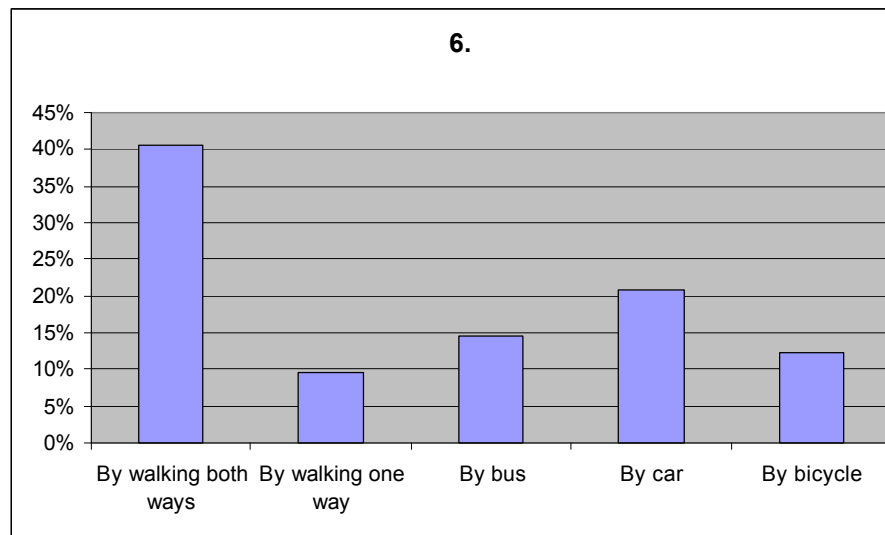
5. In what way do you mostly participate in physical activities in your spare time?

Alone	27,6%
With friends	45,6%
With family	18,6%
Something else	8,1%



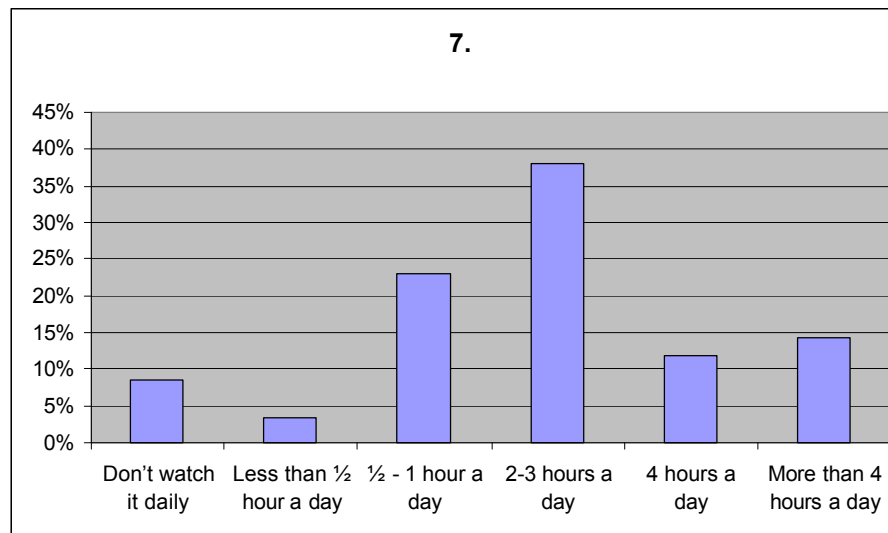
6. How do you usually come to school?

By walking both ways	40,46%
By walking one way	9,52%
By bus	14,62%
By car	20,74%
By bicycle	12,24%



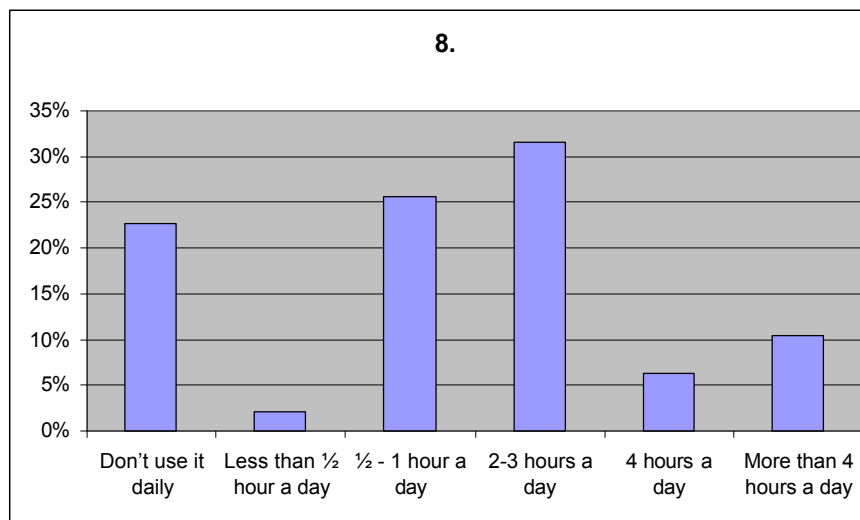
7. How much time do you daily (average) spend in your spare time on watching TV, video, DVD?

Don't watch it daily	8,61%
Less than $\frac{1}{2}$ hour a day	3,28%
$\frac{1}{2}$ - 1 hour a day	22,96%
2-3 hours a day	38,13%
4 hours a day	11,89%
More than 4 hours a day	14,35%



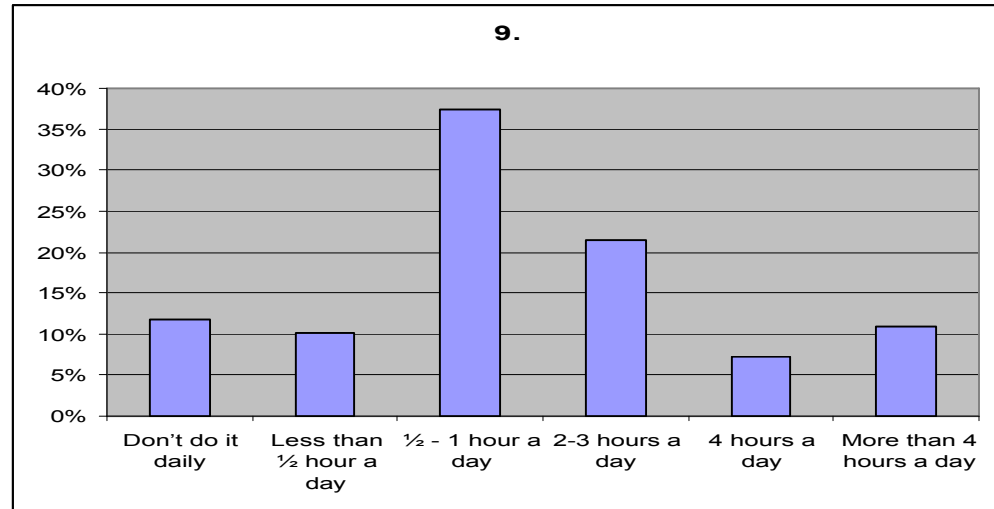
8. How much time do you daily (average) spend in your spare time on computer and computer games?

Don't use it daily	22,68%
Less than $\frac{1}{2}$ hour a day	2,1%
$\frac{1}{2}$ - 1 hour a day	25,62%
2-3 hours a day	31,5%
4 hours a day	6,3%
More than 4 hours a day	10,5%



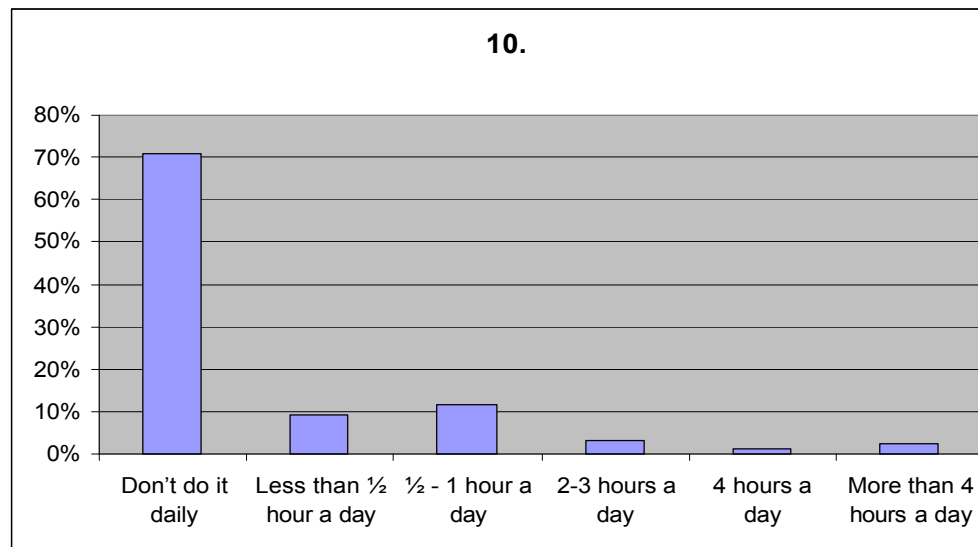
9. How much time do you daily (average) spend in your spare time in drawing, reading or listening to music?

Don't do it daily	11,76%
Less than $\frac{1}{2}$ hour a day	10,08%
$\frac{1}{2}$ - 1 hour a day	37,38%
2-3 hours a day	21,42%
4 hours a day	7,14%
More than 4 hours a day	10,92%



10. How much time do you daily (average) spend in playing a musical instrument?

Don't do it daily	70,65%
Less than $\frac{1}{2}$ hour a day	9%
$\frac{1}{2}$ - 1 hour a day	11,7%
2-3 hours a day	3,15%
4 hours a day	1,35%
More than 4 hours a day	2,25%



11. How much time do you daily (average) spend in doing your home work?

Don't do it daily	3,87%
Less than $\frac{1}{2}$ hour a day	9,46%
$\frac{1}{2}$ - 1 hour a day	44,72%
2-3 hours a day	35,69%
4 hours a day	3,01%
More than 4 hours a day	3,01%

